

DIGITIZER

CR 10-X




THE AFFORDABLE, COMPACT CR 10-X DIGITIZER IS DESIGNED AS AN IDEAL SOLUTION FOR VETERINARY PRACTICES, OFFERING A COST-EFFECTIVE ENTRY INTO DIGITAL RADIOGRAPHY WITHOUT COMPROMISING ON IMAGE QUALITY.

Affordable computed radiography solution, ideal for **veterinary** use

The table-top CR 10-X digitizer is based on proven Agfa HealthCare technology, with a modular yet robust design offering affordability without compromising on image quality. Versatile, this computed radiography (CR) digitizer can handle a broad range of digital radiography applications including those for veterinary use. The total cost of ownership remains low, thanks to its ease of installation, maintenance and use, making it an affordable way to move from analog to digital. With the CR 10-X, animal hospitals and veterinary practices can take advantage of the convenient and fast workflow offered by digital radiography.

- Affordable computed radiography solution, ideal for veterinary use
- Convenient and fast workflow
- Robust yet easy to install and maintain
- Fits in small spaces and is suited for mobile applications
- Networking capabilities deliver seamless integration



Convenient and fast workflow

The CR 10-X works in conjunction with NX, Agfa HealthCare's image identification and quality control tool, for a highly efficient and optimized radiology workflow. It comes with Agfa HealthCare's gold-standard MUSICA² software, which provides consistent image quality and high contrast detail for both computed and direct radiography (DR). This software analyzes an image and automatically applies the appropriate image enhancement parameters, independent of the exam type. Just as we have adapted the software for specialties like pediatric and neonatal care, we have also customized it for veterinary needs, to optimize images for both large and small animals. The CR 10-X reads imaging plates at the high resolution of 10 pixels/mm (100 μ m pixel pitch). The dedicated cassettes are inserted horizontally, which prevents dust and dirt from being introduced during normal operation.

Robust yet easy to install and maintain

Installing the CR 10-X is fast and easy. Special LED technology in the erasure unit means low power consumption. With its 'one screwdriver' concept and modular, component-based design, maintenance is faster, easier and more cost-effective, as well. Consequently, set up costs are lower and installation simpler.



Fits in small spaces and is suited for mobile applications

With its table-top size, the CR 10-X digitizer can be placed easily at any location, no matter how small, and was designed with ease of use in mind. The CR 10-X can also be fitted into cars, vans, trucks and other mobile facilities, for mobile applications.

Networking capabilities deliver seamless integration

The CR 10-X is fully DICOM-compliant, to easily integrate with other solution elements; we recommend combining it with Agfa HealthCare's SE software suite, tailored especially for veterinary practices, for a complete softcopy solution, or with the DRYSTAR 5302 imager for a hardcopy solution.



Bar code

In order to guarantee highest image quality, each image plate contains a bar code which contains all plate specific data and expiration date of the plate.

General radiography & Full Leg/Full Spine: imaging plate and cassette

CASSETTE SIZES

	Cassette Sizes	Spatial Resolution
CR MD1.0 General	35 x 43 cm (14 x 17")	10 pixels/mm

technical

SPECIFICATIONS

GENERAL

Digitizer type

- Single cassette feed
- Throughput: 35 x 43 cm (14 x 17") = approx. 34 plates/hour

Display

- LED Status Indicator
- Status and error messages on external PC monitor

Greyscale resolution

- Data acquisition: 20 bits/pixel
- Output to processor: 16 bits/pixel square root compressed

Dimensions and weight

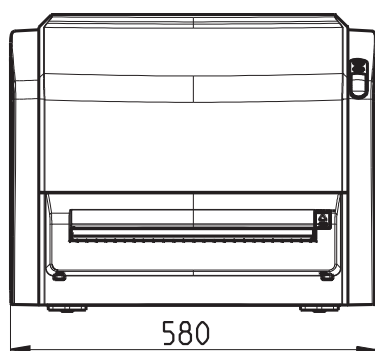
- W x D x H: 580 x 700 x 471 mm
- Depth without cassette unit and extension: 380 mm
- Weight: 29 kg

Power

- Autoranging external power supply (24 V output)
- Input:
 - 100 V - 240 V
 - < 2 A
 - 50/60 Hz
 - Fuse: Europe max 16 A; USA max 15 A

Minimum requirements

- CR MD1.0 General Cassette
- CR MD1.0 General Plate (expires after 5 years)
- NX Workstation



Environmental conditions

- In line with: IEC 721-3-3 (1997): class 3K2, with the following extension:
 - Temperature: 15 - 35° C

Environmental effects

- Noise level: max. 65 dB (A)
- Heat dissipation: standby 30 W, max. 85 W

Mobile use

- In line with IEC721-3-3 (1997): with following restrictions:
 - Temperature: +15° C to +35° C
 - Humidity: 15 - 75 % RH (non-condensing)
 - During transport: in line with IEC721-3-5: 5K1 and 5M3

Transport

- In line with: IEC 721-3-2 (1997): class 2K2, with the following restrictions:
 - -25 to +55° C (-4 to 131° F)

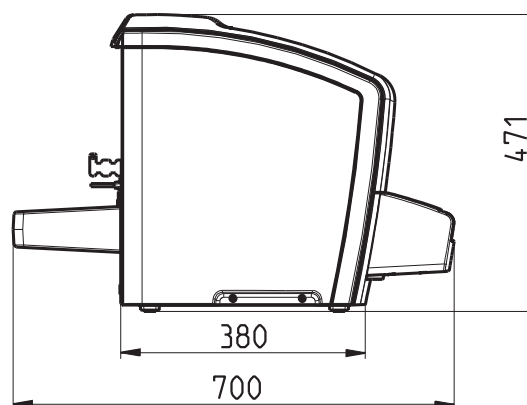
Storage

- Packed device shall withstand the following mechanical conditions: IEC 721-3-1: class 1M2 and IEC 721-3-2(1993): class 2M3; including sea transport.
- In line with IEC721-3-1: class 1K4

SAFETY

Approvals

- CE, cNRTLus



SAFETY

Region	Regulation	X-ray	Laser
Europe	EN/IEC 60601-1 edition 2	Regulation: 1987	EN 60825 - 1:2001
	EN/IEC 60601-1 edition 3		EN 60825 - 1:2007
	EN/IEC 60601-1-2		
USA	UL 60601-1	DHHS/FDA 21 CFR part 1002, subchapter B	DHHS/FDA 21
	21CFR part 820: good manufacturing practice for medical devices		CFR parts 1040, 10 and 1040, 11
Canada	CSA22.2 No.601.1 No.601.1.2		CSA E60825-1 (R2007)

Why Agfa HealthCare?

Agfa HealthCare is a global leader in the fast growing market of integrated IT and imaging systems, offering healthcare facilities a seamless flow of information and a 360° view of patient care. The company has a unique, holistic approach, enabling it to provide in-depth clinical know-how and fully integrated hospital-wide solutions. These specialized solutions integrate IT and imaging systems for Radiology, Cardiology, Mammography and Orthopaedics. Agfa HealthCare's enterprise-wide IT platform integrates all administrative and clinical data within a healthcare facility and is designed to match the unique needs of specific healthcare professionals.

www.agfahealthcare.com

Agfa and the Agfa rhombus are trademarks of Agfa-Gevaert N.V., Belgium, or its affiliates. All other trademarks are held by their respective owners and are used in an editorial fashion with no intention of infringement. The data in this publication are for illustration purposes only and do not necessarily represent standards or specifications, which must be met by Agfa HealthCare. All information contained herein is intended for guidance purposes only, and characteristics of the products and services described in this publication can be changed at any time without notice. Products and services may not be available for your local area. Please contact your local sales representative at agfa.com for availability information. Agfa HealthCare diligently strives to provide as accurate information as possible, but shall not be responsible for any typographical error.

© 2012 Agfa HealthCare NV

All rights reserved

Printed in Belgium

Published by Agfa HealthCare NV

B-2640 Mortsel - Belgium

5UJNN GB 00201205